



Phonics in Foundation



Purpose of this session:

By the end of the session we hope you will:

- Understand why we use the synthetic phonics programme 'Read Write Inc' ;
- Know how the programme breaks down reading and writing into small steps ;
- Know how 'pure' sounds are pronounced;
- Understand who Fred is!
- Know how to have fun at home helping your child.



What is Phonics?


- Hear, identify, segment and blend phonemes (a single unit of sound) in words.
- Sound and name letters of the alphabet.
- Recognise that the same sounds may have different spellings (eg **day**, **rain**) and same spellings may relate to different sounds (eg **down**, **show**).



What is 'Read Write Inc.'
phonics?

A rapid **Learn to read** programme so
children can

Read to learn for the rest of their lives



Learning letter sounds



- We use speed sound cards to teach each new sound.
- We learn a rhyme to help us remember what it looks like.
- We use the rhyme to help with letter formation.
- We practise the sound with lots of 'My turn your turn'
- We use pure sounds (no 'uh')

Fred Talk



Fred can only talk in
sounds
He says c-a-t not cat
This is called Fred talk

- Again make sure sounds are pure
- Practise with 'my turn your turn'
- Practise lots
- **PRAISE** lots

man



mad

ham

jam

Segmenting words for writing

- Fred fingers help segment words into sounds
- Again lots of MTYT
- PRAISE lots
- Magnetic boards are used to help children practise spelling words.



Green words

- Decodable

" at ..	" mad . . .
" sad .. .	" dad . . .
" sat .. .	" mat . . .

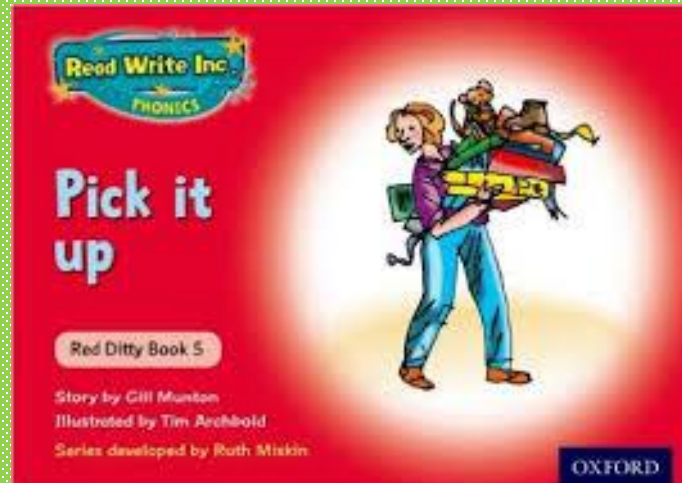
Red words

- 'It's hard to Fred a red'
- These need to be learnt on sight

I .	the _ .
you . <u>u</u>	your . <u>o</u>
said . <u>a</u>	was . . .

Ditties


- Children learn to read short sentences.
- Children begin to write short sentences that are decodable (hold a sentence).





Helping at home

- Speed sound cards are sent home as they are learnt in school, please practise these and give your child lots of praise.
- Use paint, paper, water, salt to practise letter formation using the rhymes to help.
- Red words will be sent home when your child is ready, please practise reading these on sight. (remember it is 'hard to fred a red')



And...

- By **reading** your child lots of lovely stories and asking lots of questions!



Use these prompts to help you:




What do you think happens next?


What is that character thinking?

What is the character saying?

What do you think that character is feeling now?




Reading



- When children are ready we will send home various reading activities.
- Firstly children will be given CVC matching cards/phrases and non word books.
- Then they will progress onto short books in the pink book band.
- Word reading is just part of reading we also need to build up, fluency, expression and comprehension
- Children need to read the book at least 3 times to practise the above.

Read Write Inc.
Phonics

How to say the sounds



<https://www.youtube.com/watch?v=TkXcabDUg7Q>

If the link does not work then just type '**RWInc how to say sounds**' into Google

Thank you for listening to our reading meeting.

If you have any questions please feel free to email us at

Mrs Little: fdl@badgerbrook.leics.sch.uk

Miss Bass: flb@badgerbrook.leics.sch.uk

